



Door pictured is outward opening

Securidor+ S4 Security Rated Steel Door-Set

- FIRE EXITS
- PERSONNEL DOORS

SUITABLE FOR SECURITY
OF BUILDINGS

UNIQUE RANGE FEATURES

Fast Lead Times
Up to 2.75m high
1 year warranty
Steel door experts

LPS1175

-SR4-
SECURITY
RATED

Securidor[®]+
STRONGDOR
SECURED BY *steel*

Securidor+ S4 security door range is accredited to offer a high level of security against potential attacks from heavy duty tools such as felling axes and disc grinders. These single and double door sets are available in a wide range of bespoke sizes, with over 100 locking options and a choice of RAL/ BS colours. The range is suited for use in high-security installations, such as the Ministry of Defence, banks, schools, utility buildings, sub-stations and Home Office approved gun rooms. Bespoke security-rated steel door-sets. LPS1175: Level 4 Issue 8 Cert/LPCB ref. 1542c

Securidor+ S4 Specification

Leaf

Manufactured from 1.5mm steel on the inner and outer face, the composite door leaf is 45mm thick with an integral astragal lip to the closing edge. It weighs approximately 80kg per square metre.

Frame

The welded frame is made from reinforced 1.5mm steel and a 38mm x 100mm single rebated profile, reinforced at the hinges, lock keeps and fixing points.

Key Features

The range is certified to LPS1175 level 4, and fitted with extreme heavy duty hinges complete with 2 integral dog bolts per hinge. Constructed to resist attack from high powered cordless tools, felling axes, disk grinders, jigsaws etc.

Standard threshold

Leading face fits under the door - see below

Hardware

Choice of personnel, panic and escape hardware, with over 100 locking options available - including single and multi-point bolting. All escape hardware

complies with BS EN 179. A full list of compliant hardware can be found at www.redbooklive.com

Finish

Wide choice of finishes available including powder coated finish from our range of RAL or BS colours.

Optional Extras

Certified Louvres available up to 400mm square.

Certification

Certified by the Loss Prevention Certification Board to LPS 1175 Level 4 Issue 8 Cert/LPCB Ref. 1542c

Suitable Substrate

Reinforced brickwork/blockwork, reinforced concrete or structural steelwork

Minimum Fixing Size - M12

Acoustic Rating

Est 35dB

Installation

It is advised that the installation is carried out by an experienced steel door fitter



LPS1175: Issue 7
Certificate no: 931

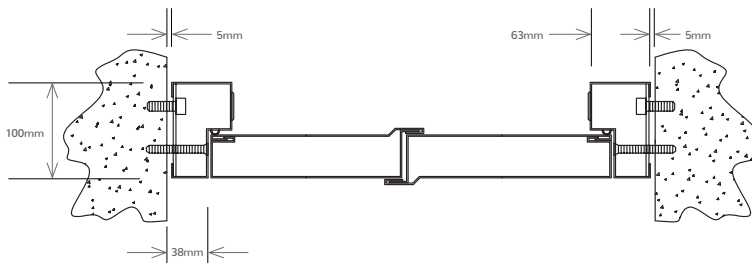
Secured by Design



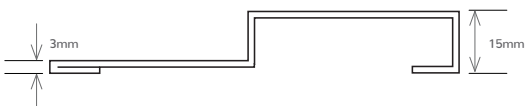
Official Police Security Initiative

Single Door Size	Double Door Size
Height - Up to 2.75m	Height - Up to 2.75m
Width - Up to 1.284m	Width - Up to 2.492m

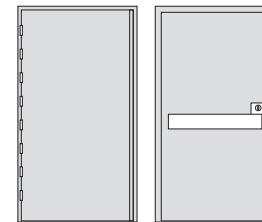
Typical leaf and frame construction



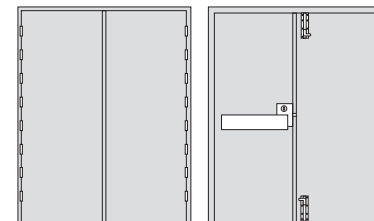
Standard threshold



Standard door types - other options available



Single door



Double door